

# MODDO LED

BL01Tupex Bollard Lights

**TUPeX**electric

A modern building with a large glass facade is illuminated from within, showing people on a balcony. In the foreground, a paved path is lined with several cylindrical bollard lights that cast a warm glow. A large tree is visible on the right side of the frame.

# AURORA BL01

A robust and efficient bollard light with a refined design.

**TUPex**electric



14W/24W, lumen package  
1,260lm-2160lm.



IP66



IK10



1-10v



Dali



**TUPex**electric

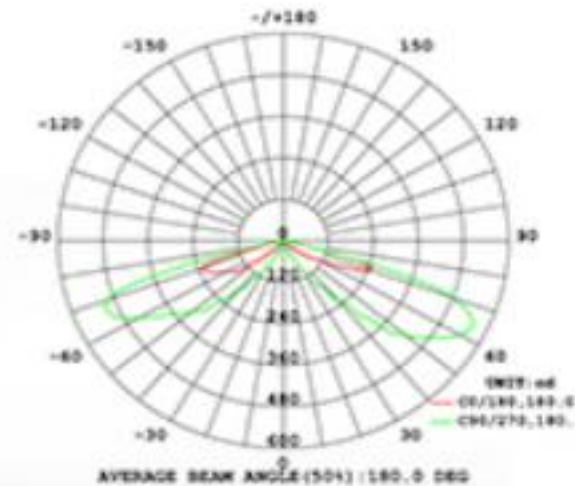
# PRODUCT SPECIFICATION

**TUPex**electric


Model No	BL01-014	BL01-024
Power Consumption	14W	24W
Luminou Flux ( $\pm 5\%$ )	1,260lm	2,160lm
Efficacy	90LM/W	
Beam angle	R03201(Type V) / R03202(Type IV)	
CCT / CRI	4000K ( 3000K, 5000K Optional) / Ra70 (Ra80) Optional	
Color	Silvery Black	
Chips & Driver Brand	SMD chips & WELED Driver	
Input Voltage/Frequency	100-240VAC/ 100-277VAC / 220-240VAC 50/60HZ	
IP & IK Rating	IP66, IK10	
Surge Protection	1kV line-line	
Mounting Option	Mounting kit with anchor bolts	
Operating Temperature	-30°C ~ +50°C	
Product Dimension	$\phi 165 \times 500\text{mm}$ ( $\phi 6.5" \times 19.69"$ )	$\phi 165 \times 900\text{mm}$ ( $\phi 6.5" \times 35.43"$ )

Solid and modern design, BL01 looks like a big Smile face, creates a pleasant ambiance and guides people safely on their way.

Available in two optical asymmetric distributions.



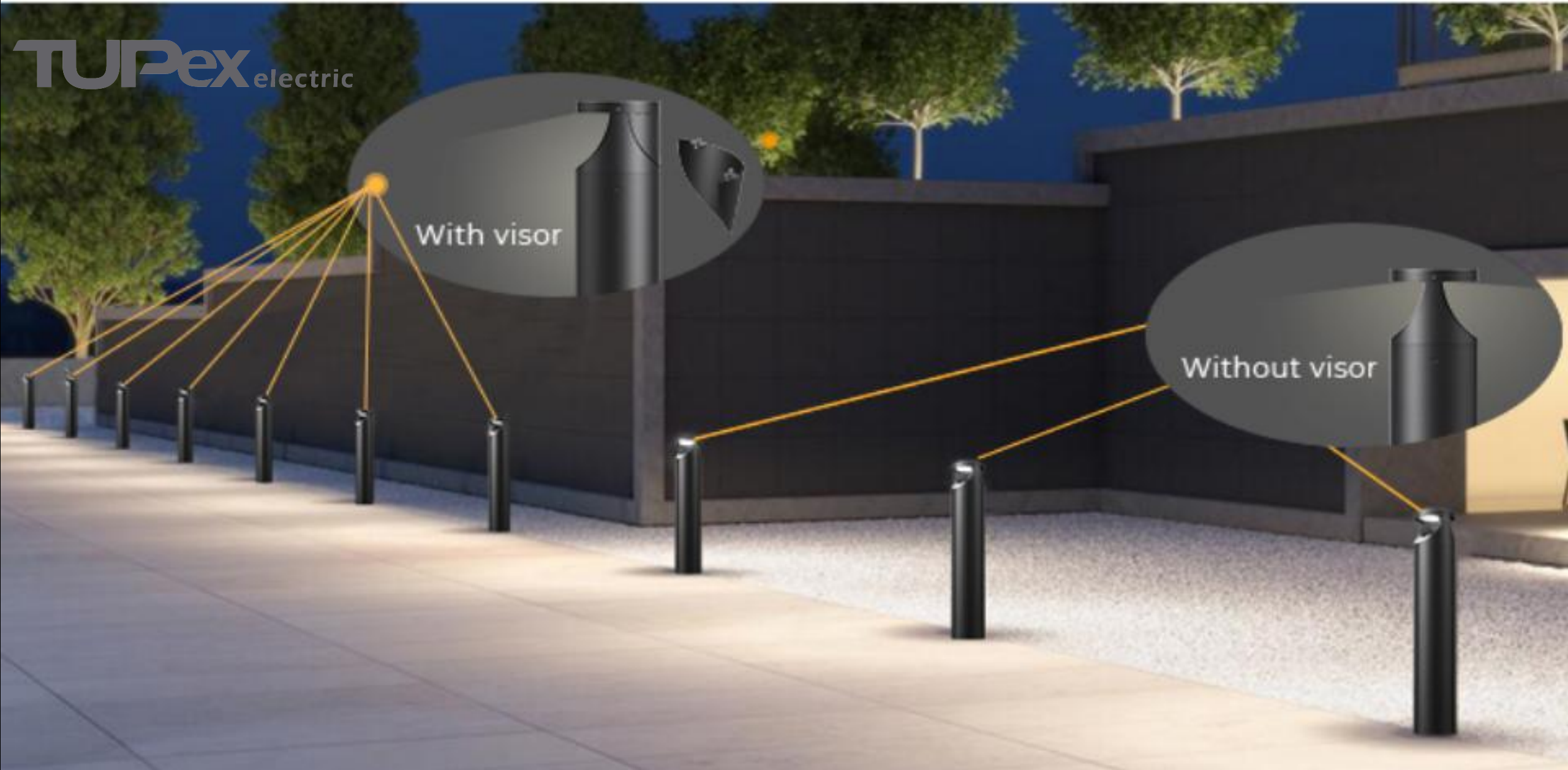
Type V R03201



Type IV R03202

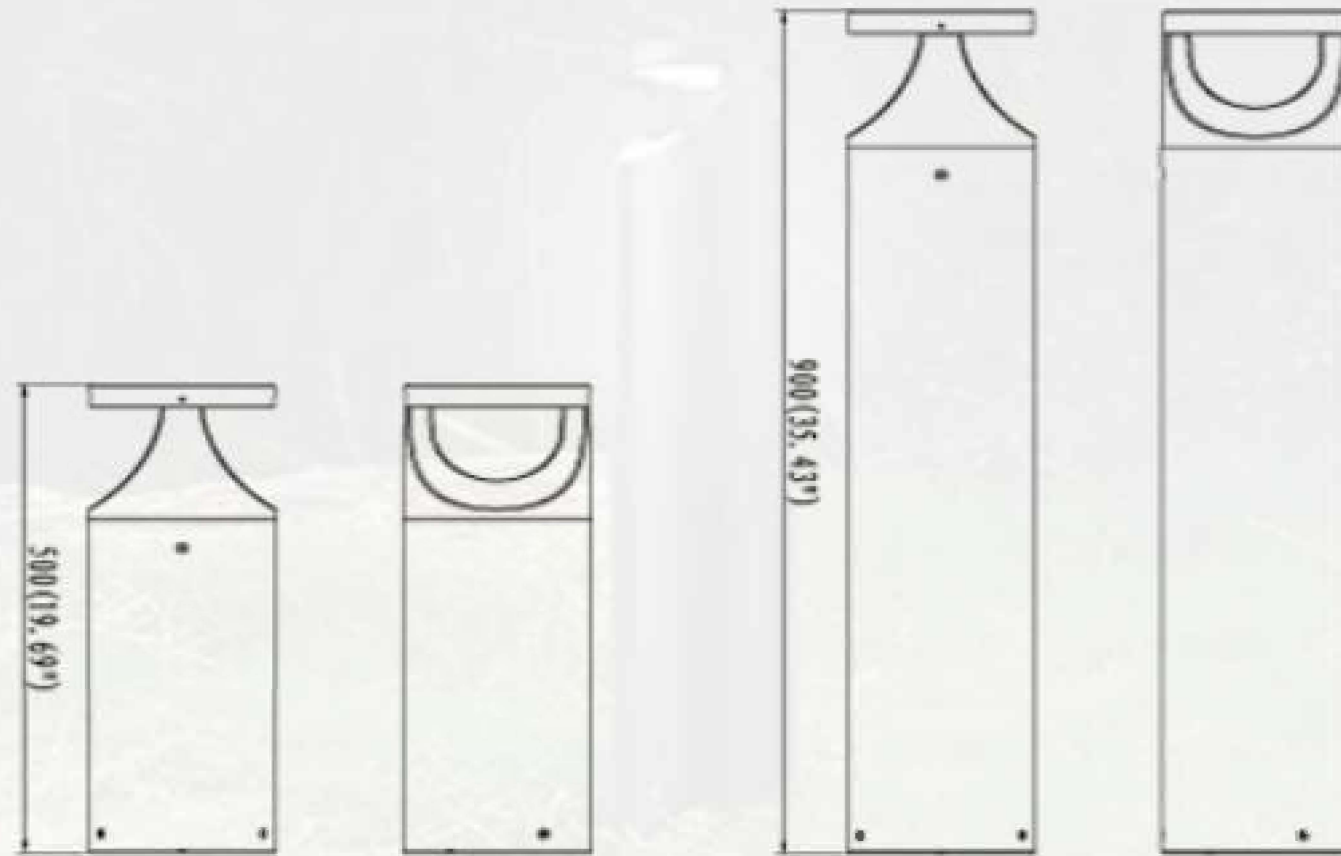
# Visor is available for back-light control

TUPex electric



# Mounting

**TUPex**electric



14W/24W

14W/24W

Available in 2 sizes (0.5m & 0.9m height) for ground mounting.