

### Product Specifications / Produktspecifikationer

Material	Aluminum + PC
Parts	Mounting hardware, Screws
Dimensions	59mm (W) x 66mm (H) x 492/682/982mm(L)
Light Source:	High brightness SMD2835 LED
Operating Temperature:	-20°C to 45°C - Indoors
Warranty:	5 years
Installation:	4pcs M4 screws allows easy installation
Ingress Protection Grade:	IP44

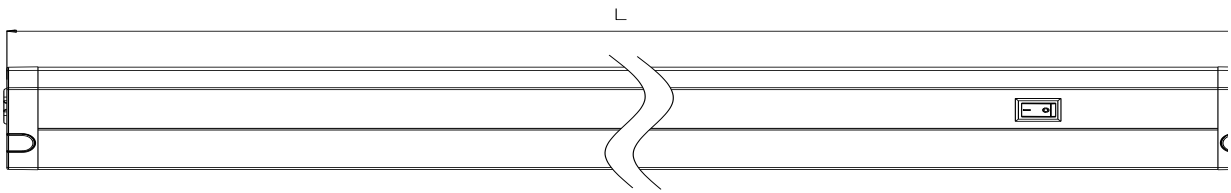
### Technical Operating date / Teknisk Beskrivning:

Rated wattage	8W	<b>15W</b>	20W	30W
Rated lamp efficacy	80lm/W	<b>80lm/W</b>	80 lm/W	80 lm/W
Rated Current	0.12A	<b>0.18A</b>	0.21A	0.21A
Rated voltage	220-240VAC	<b>220-240VAC</b>	220-240VAC	220-240VAC
Led quantity	30pcs	<b>30pcs</b>	45pcs	66pcs
Luminous Flux	640lm	<b>1200lm</b>	1600lm	2400lm
Color Temp	2700-6500k	<b>2700-6500k</b>	2700-6500k	2700-6500k
Angle	133°	<b>133°</b>	133°	133°

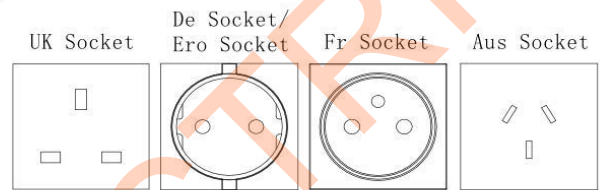
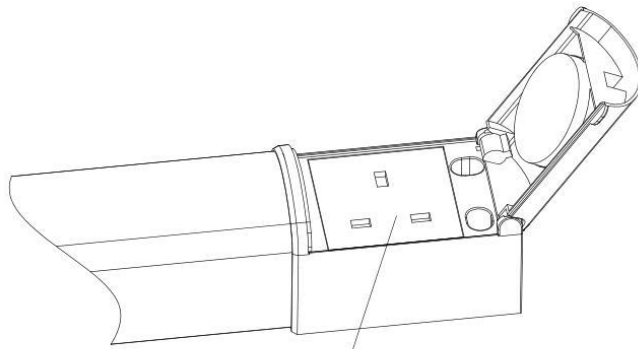
**Note:** The data listed above is based on CCT of 3000K.

**OBS:** Uppgifterna ovan är baserade på CCT 3000K

**Product size:**



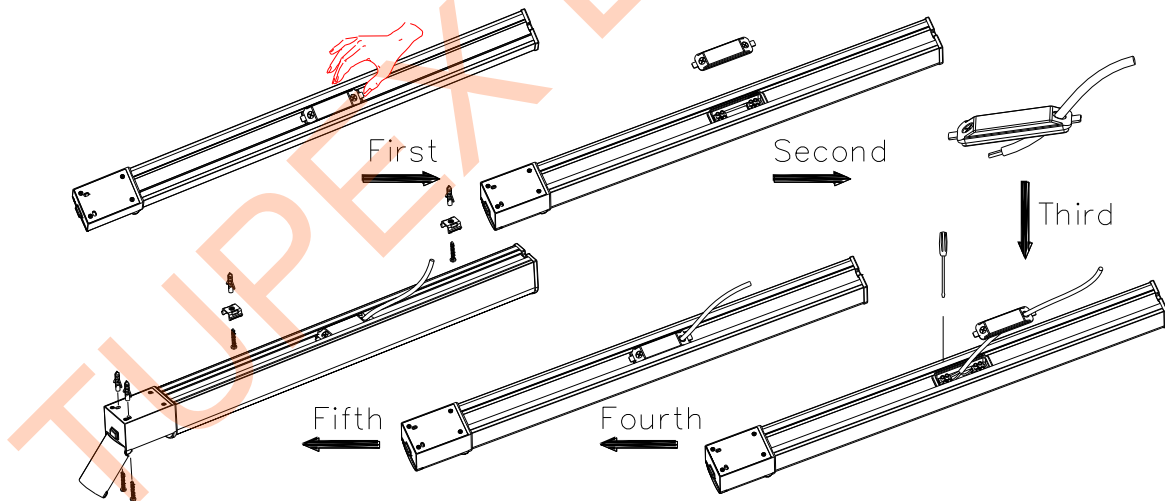
**Outlet introduction:**



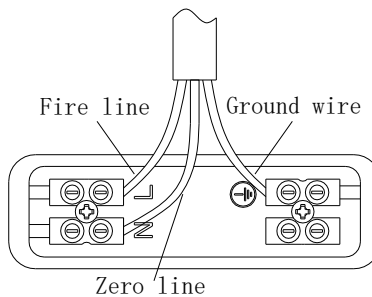
There are many types of sockets can be applicable(see right diagram fyr)

**\*Socket requirements: 220-240VAC, Max.2000W (8.7A)**

**Installation information 1:**



**Wiring diagram:**



First: open the waterproof box cover.

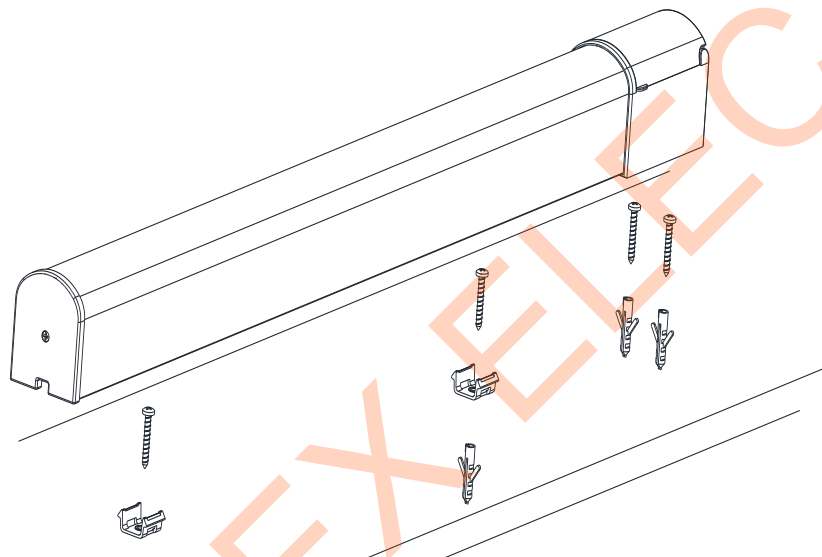
Second: the wire go through the waterproof cover.

Third: screw the wire into the terminal.

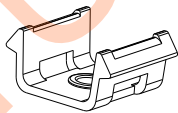
Fourth: the waterproof cover assembly in place.

Fifth: install the lights properly.

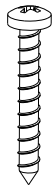
#### Installation information 2:



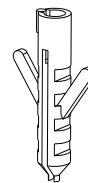
#### Accessories:



Install button



Screw



Expansion tub