



Q

Kód výr. 1740001101

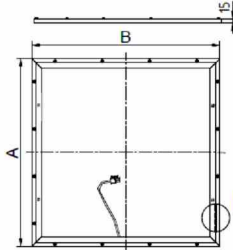
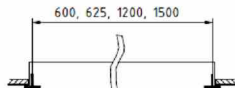
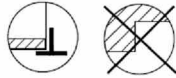
• Directions for use • Návod k použití • Návod k použitíu • Bedienungsanleitung • Instrukcja montażu oprawy • Használati utasítás • Lietošanas pamācība • Naudojimosi instrukcija • Kasutamisujuhend • Instructiões de folosire • Uputstvo za upotrebu • Navodilo za uporabo • Monteringsanvisning • Угъвърване • Manual de instruções • Gebruiksaanwijzing • Mode d'emploi • Istruzioni per l'uso • Monteringsveledning • Modo de emprego • NEAKATEYΘΥΝΣΗΤΙΑΧΡΗΣΗ



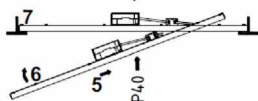
LED

220-240V  
50-60Hz

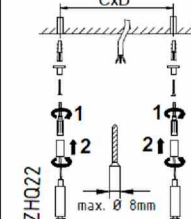
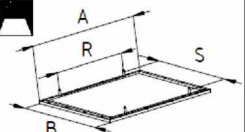
	A mm	B mm
QA 600	595	595
QA 625	620	620
QB 600	595	295
QC 600	1195	295
QD 600	1195	595
QE 600	295	295
QF 600	1495	295



Tc = 85°C

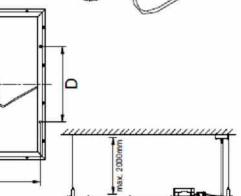
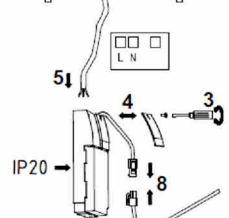
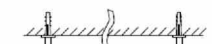
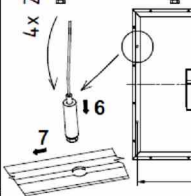


	S mm	R mm
QA 600	555	200-530
QA 625	580	200-555
QB 600	255	200-530
QC 600	255	450-1100
QD 600	555	450-1100
QE 600	255	190-250
QF 600	255	1100-1400



4x ZHQ22

max. Ø 8mm



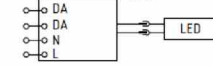
ND



DIM



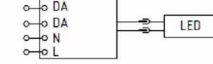
DALI



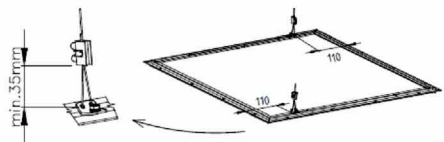
DIM



DALI



QA, QB, QC / S77



Upozornění! Montáž světidla smí provádět pouze odborná elektromontážní firma nebo osoba s elektrotechnickou kvalifikací.  
Attention! The lighting unit may only be assembled by a skilled firm or by person with electrotechnical qualification.  
Sicherheitshinweis! Die Montage und die elektrische Installation der Leuchte muss von einer Elektrofachkraft durchgeführt werden.

Na tento výrobek se poskytuje záruka 60 měsíců od data prodeje. Záruka se nevztahuje na závady způsobené nevhodným zacházením. The warranty period of this product is 60 months from the purchase date. The warranty doesn't cover damage caused by improper handling.