

# FLAMINGO MICRO / MINI

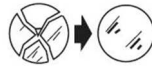
COD 101701

COD 101702

## ASSEMBLY AND OPERATING INSTRUCTIONS:



protection class III  
products that can only be operated with protected extra-low voltage



-replace the damaged protective glass



-getting rid of as urban waste forbidden  
-separate collection is mandatory when the product is at the end of its life



Made in Italy

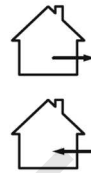
IP66

IK08

NB: These assembly instructions must be given to end users for correct maintenance and so that they know how to change the LED'S  
The appliance must not be tampered with or transformed and it must be installed and used as supplied and in compliance with the National Rules on Installations. Any non-compliant installations will invalidate all forms of guarantee. The company cannot be held responsible for damage caused by incorrect assembly.  
-Do not open the device !! For the replacement of the LEDs or for any maintenance inside the appliance, contact the PUK Italia Group company.



Retain the instructions



The article is suitable for indoor and outdoor use

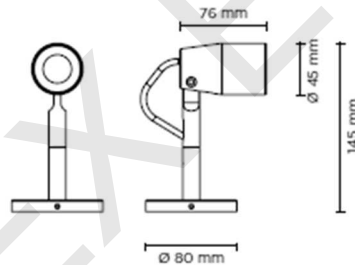


-Electronic equipment sensitive to voltage surges.  
The installation of a protective device against over-voltages on the electrical system attenuates the phenomena protecting apparatus from the risk of damage.



Do not use high pressure cleaners

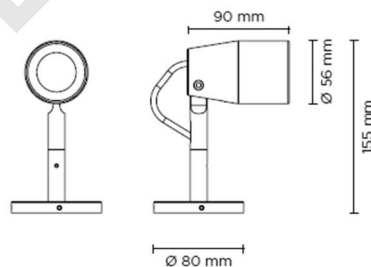
COD. 101701



### FLAMINGO MICRO

- Power consumption : 2W
- Voltage : 24Vdc
- Color: 3000K 4000K
- Beam angle : 8° 20° 40°
- Insulation class: III
- IP protection: IP66
- Gross weight: 1.7kg

COD. 101702



### FLAMINGO MINI

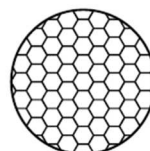
- Power consumption : 6W
- Voltage : 24Vdc
- Color: 3000K 4000K
- Beam angle : 4° 10° 28°
- Insulation class: III
- IP protection: IP66
- Gross weight: 1.8kg

## ACCESSORIES

AC044  
SPIKE



AC066  
HONEYCOMB LOUVER



AC038  
TREE STRAP



## EXTENSION PIPES



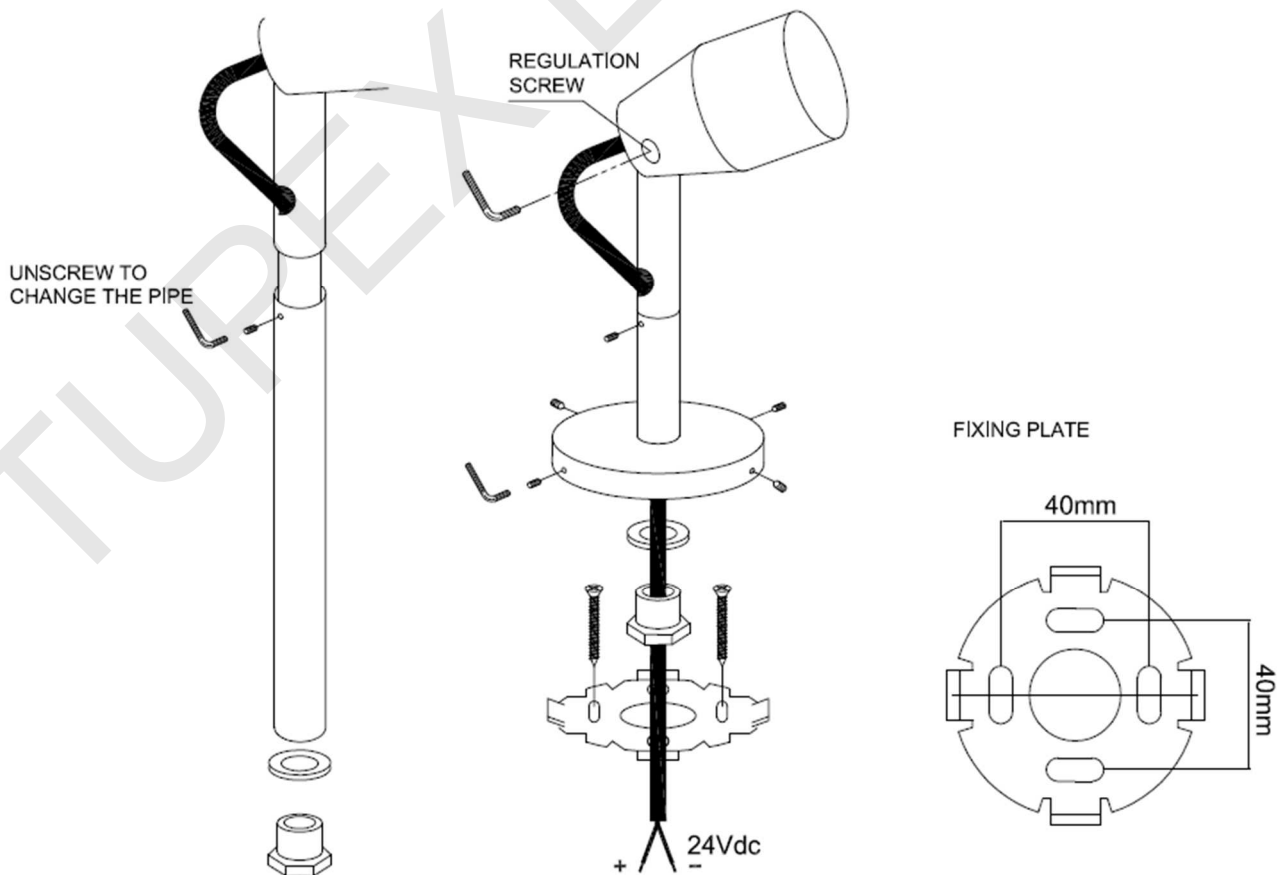
### Recommendations

- 1) verify that the equipment used to connect our devices to enjoy all the guarantees required under European law;
- 2) use the cables, connectors and quality materials for electrical wiring;
- 3) Products with IP65/68 degree make the wiring / connections with accessories provide the same degree IP of the selected product (available in the catalog);
- 4) In the case of installations outside is not recommended to install the power supplies in the formwork and / or in the junction box without adequate protection;

### INSTALLATION

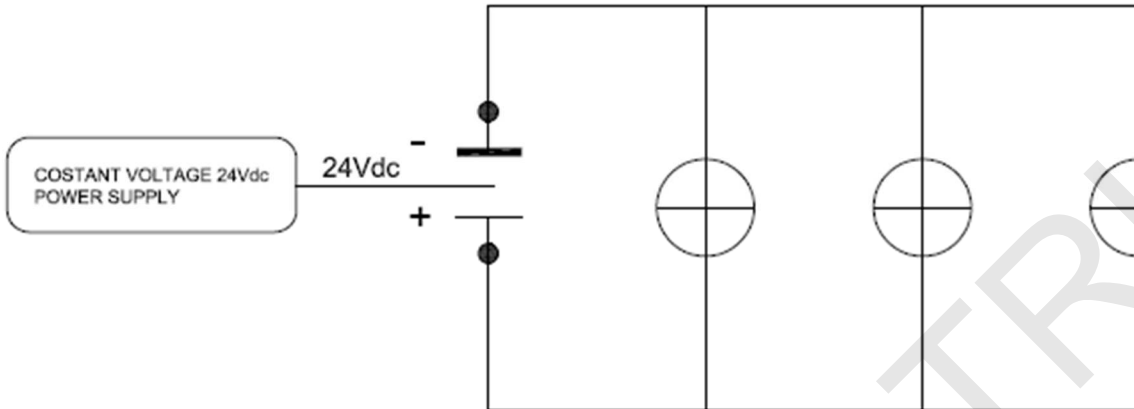
#### -SWITCH-OFF THE POWER SUPPLY BEFORE CARRYING OUT ANY MAINTENANCE OPERATIONS

- 1) Remove the fixing base from the luminaire using the tool include in the package
- 2) Drill holes directly to the feeding point and place plugs (fisher type) and install the fixing base
- 3) Make the adequate electrical connection remembering that is a 24Vdc luminaire respecting the polarity of the cable.
- 4) Fix the luminaire to the base using the tool included in the package and tighten the four grub-screws
- 5) Make the desired regulation acting to the top head screw and then tighten the screw using a tool included in the package
- 6) To change the extension pipes uncrew the grub-screw on the top of the pipe and the base fixing nut



External transformer is needed  
220/240V 50-60Hz @ 24Vdc

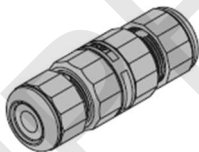
## WIRING DIAGRAM WITH PARALLEL CONNECTIONS



### remote driver selection

brand	manufacturer code	type	watt	IP rate	numbers of flxtures
Meanwell	LPV-20-24	constant voltage 24V DC	20W	IP67	min 1 - max 3
Meanwell	LPV-35-24	constant voltage 24V DC	35W	IP67	min 1 - max 5
Meanwell	LPV-60-24	constant voltage 24V DC	60W	IP67	min 1 - max 9

### CLASS III 24Vdc



BROWN WIRE + Positive

BLUE WIRE— Negative



See the connector accessory instruction



## RAEE - WEEE

- GB** Directive 2002/96/CE (Waste Electrical and Electronic Equipment - WEEE): information for users  
The crossed out wheeled bin label that can be found on your product indicates that this product should not be disposed of via the normal household waste stream. To prevent possible harm to the environment or human health please separate this product from other waste streams to ensure that it can be recycled in an environmentally sound manner. For more details on available collection facilities please contact your local government office or the retailer where you purchased this product.
- I** DIRETTIVA 2002/96/CE (Rifiuti di Apparecchiature Elettriche ed Elettroniche - RAEE): informazioni agli utenti  
L'etichetta con il cassonetto barrato presente sul prodotto indica che il prodotto non deve essere smaltito tramite la procedura normale di smaltimento dei rifiuti domestici. Per evitare eventuali danni all'ambiente e alla salute umana separare questo prodotto da altri rifiuti domestici in modo che possa venire riciclato in base alle procedure di rispetto ambientale. Per maggiori dettagli sui centri di raccolta disponibili, contattate l'ufficio governativo locale o il rivenditore del prodotto.
- D** Richtlinie 2002/96/EU (Elektro- und Elektronik- Altgeräte - WEEE):  
Benutzerinformationen  
Der Aufkleber mit durchgekreuzter Mülltonne an diesem Produkt weist darauf hin, dass dieses Produkt nicht im normalen Hausmüll entsorgt werden darf. Zur Vermeidung einer möglichen Beeinträchtigung der Umwelt oder der menschlichen Gesundheit darf dieses Produkt nicht in den Hausmüll gegeben werden, um zu gewährleisten, dass es in einer umweltverträglichen Weise recycelt wird. Wenden Sie sich für Informationen zu Entsorgungseinrichtungen an die zuständige Behörde oder das Geschäft, in dem Sie dieses Produkt erworben haben.
- F** Directive 2002/96/CE (Déchets d'équipements électriques et électroniques - DEEE):  
informations aux utilisateurs  
L'étiquette apposée sur ce produit et représentant une poubelle à roulettes rayée indique que le produit ne peut être mis au rebut avec les déchets domestiques normaux. Afin d'éviter d'éventuels dommages au niveau de l'environnement ou de la vie humaine, veuillez séparer ce produit des autres déchets de manière à garantir qu'il soit recyclé de manière sûre au niveau environnemental. Pour plus de détails sur les sites de collecte existants, veuillez contacter l'administration locale ou le détaillant auprès duquel vous avez acheté ce produit.
- E** Directiva 2002/96/CE (Residuos de aparatos eléctricos y electrónicos - RAEE):  
Información para el usuario  
La etiqueta de un contenedor tachado que hallará en su producto indica que este producto no se puede tirar con la basura doméstica normal. Para impedir posibles daños medioambientales o para la salud, separe este producto de otros canales de desecho para garantizar que se recicle de una forma segura para el medio ambiente.  
Para más información sobre las instalaciones de recolección disponibles, diríjase a las autoridades locales o al punto de venta donde adquirió este producto
- SE** Directive 2002/96/CE (Waste Electrical and Electronic Equipment - WEEE) information for users  
  
Symbolen med en överkorsad soptunna innebär att denna produkt inte får kastas i vanligt hushållsavfall. För att skydda miljön och hälsan bör denna produkt inte kastas tillsammans med vanligt hushållsavfall utan lämnas för återvinning på tillbörligt sätt. Örmer information om uppsamlingsplatser, kontakta en lokal myndighet eller den återförsäljare som du köpte produkten från.
- NL** Richtlijn 2002/96/EG (Afgedankte Elektrische en Elektronische Apparaten - AEEA):  
  
informatie voor de gebruikers  
Op uw product is een label van een rolcontainer met een kruis erdoor aangebracht. Dit wil zeggen dat dit product niet bij het normale huishoudelijk afval mag worden gedaan. Om eventuele schade aan het milieu of de gezondheid van de mens te voorkomen moet dit product gescheiden van al het ander afval worden ingezameld, zodat het op een verantwoorde wijze kan worden verwerkt. Voor meer informatie over uw lokale afvalinzameling wendt u zich tot uw gemeente of de leverancier bij wie u dit product hebt gekocht.



This information only applies to customers in the European Union, according to Directive 2002/96/EC OF THE EUROPEAN PARLIAMENT AND OF THE COUNCIL OF 27 January 2003 on waste electrical and electronic equipment (WEEE) and legislation transposing and implementing it into the various national legal systems.