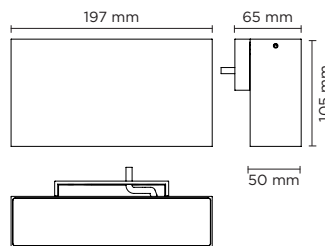








402502

TAG MEDIUM 01

Wall applique, to be mounted on an outdoor façade/wall, with one side light distribution. Luminaire body is made of extruded copper-free aluminum, secured with die-cast aluminum base, tempered safety glass, moulded silicone gasket and stainless steel screws. Built-in LED driver 220-240V 50-60Hz, with nr. 6 CREE XP-G2 LED. IP65 rating.



| light source | light beam options | lumen output (lm) | lumin. efficacy (lm/w) |
|-----------------------------|---|-------------------|------------------------|
| 3000°K warm-white | | | |
| high-power led |  15° | 840 | 105.00 |
| high-power led |  55° | 810 | 101.25 |
| 4000°K neutral-white | | | |
| high-power led |  15° | 924 | 115.50 |
| high-power led |  55° | 876 | 109.50 |

Finish color options:

 Textured Grey
RAL 9006

 Anthracite Grey
RAL 7016

 Matt Black
(on request)

Technical features



Technical data

| | |
|--------------|--|
| Wattage | 8 WATT |
| IP Rating | IP65 |
| IK Rating | IK08 |
| Material | High corrosion resistance extruded copper-free aluminum body |
| Coating | Polyester powder coating with phosphocromating pre-finish |
| Light source | NR. 6 CREE XP-G2 LED |
| Screws | Stainless steel |
| Transformer | Electronic power supply 220/240V 50/60Hz built-in |
| Gasket | Silicone rubber |
| Cable gland | M16 rubber grommet |
| Power cable | 0,10 mt. neoprene power cable included |
| Glass | Tempered |
| Gross weight | 1,50 Kg |

