




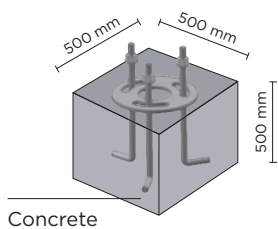
601705-08

SECTOR 650

650mm height bollard, round shape, for outdoor surface installation, from 1 to 4 light window, phospho-chromatised and polyester powder coated extruded copper-free aluminium body, opaline tempered glass, moulded silicone gasket and stainless steel screws. Built-in LED driver 220-240V 50-60Hz, with NR. 1 x CREE LED. IP66 rating.



AC053 - Base Plate




Technical features




Technical data

IP Rating	IP66
IK Rating	IK10
Material	High corrosion resistance extruded copper-free aluminum body
Coating	Polyester powder coating with phosphochromating pre-finish
Screws	Stainless steel
Transformer	Electrical power supply 220/240V 50/60Hz built-in
Gasket	Silicone rubber
Glass	Tempered
Power cable:	1 meter included
Gross weight	Kg 6,00



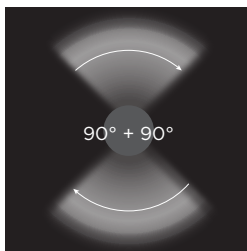
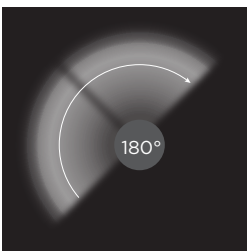
601705	SECTOR 650 01 - 6 WATT 220-240V 50-60 HZ		
light source*	light beam options	lumen output (lm)	lumin. efficacy (lm/w)
3000°K warm-white			
high power led	90°	533	88.83
4000°K neutral-white			
high power led	90°	550	91.66



Colors options

- Textured Grey RAL 9006
- Anthracite Grey RAL 7016
- Matt Black (on request)

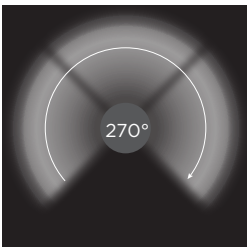
601706	SECTOR 650 02 - 12 WATT 220-240V 50-60 HZ		
light source*	light beam options	lumen output (lm)	lumin. efficacy (lm/w)
3000°K warm-white			
high power led	180° or 90° + 90°	1.067	88.92
4000°K neutral-white			
high power led	180° or 90° + 90°	1.100	91.66



Colors options

- Textured Grey RAL 9006
- Anthracite Grey RAL 7016
- Matt Black (on request)

601707	SECTOR 650 03 - 18 WATT 220-240V 50-60 HZ		
light source*	light beam options	lumen output (lm)	lumin. efficacy (lm/w)
3000°K warm-white			
high power led	270°	1.600	88.88
4000°K neutral-white			
high power led	270°	1.650	91.66



Colors options

- Textured Grey RAL 9006
- Anthracite Grey RAL 7016
- Matt Black (on request)

601708	SECTOR 650 04 - 24 WATT 220-240V 50-60 HZ		
light source*	light beam options	lumen output (lm)	lumin. efficacy (lm/w)
3000°K warm-white			
high power led	360°	2.134	88.91
4000°K neutral-white			
high power led	360°	2.200	91.66



Colors options

- Textured Grey RAL 9006
- Anthracite Grey RAL 7016
- Matt Black (on request)