

BEYOND FLOOR

COD. 901002

OPERATING INSTRUCTIONS:



-Class I fitting electric grounding is needed



Product complying with safety rules and EU directives



-getting rid of as urban waste forbidden
-separate collection is mandatory when the product is at the end of its life



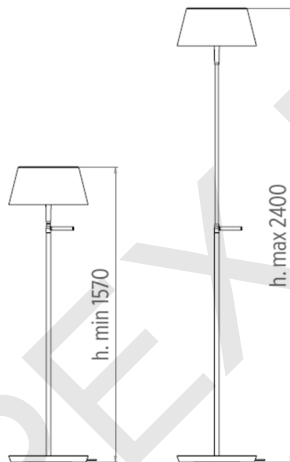
- GB Retain the instructions.
- I Conservare le istruzioni.
- D Retain the instructions.
- F Bewahren Sie die Anleitung.
- E Conservez ces instructions.

Made in Italy **IP65**

The appliance must not be tampered with or transformed and it must be installed and used as supplied and in compliance with the National Rules on Installations. Any non-compliant installations will invalidate all forms of guarantee. The company cannot be held responsible for damage caused by incorrect use.

The safety of this fitting is only guaranteed if the instructions are followed carefully. Installation and all non-routine maintenance must be carried out only by qualified personal. Disconnect main voltage before taking any action on the fitting.

COD. 901002



BEYOND FLOOR

- Power consumption : 40W
- Voltage : 220-240V 50/60Hz
- Color Temperature : 3000K - 4000K
- Beam angle : 360°
- Insulation class: I
- IK rating : IK07
- IP protection: IP65
- Gross weight: 12kg

-Cleaning:


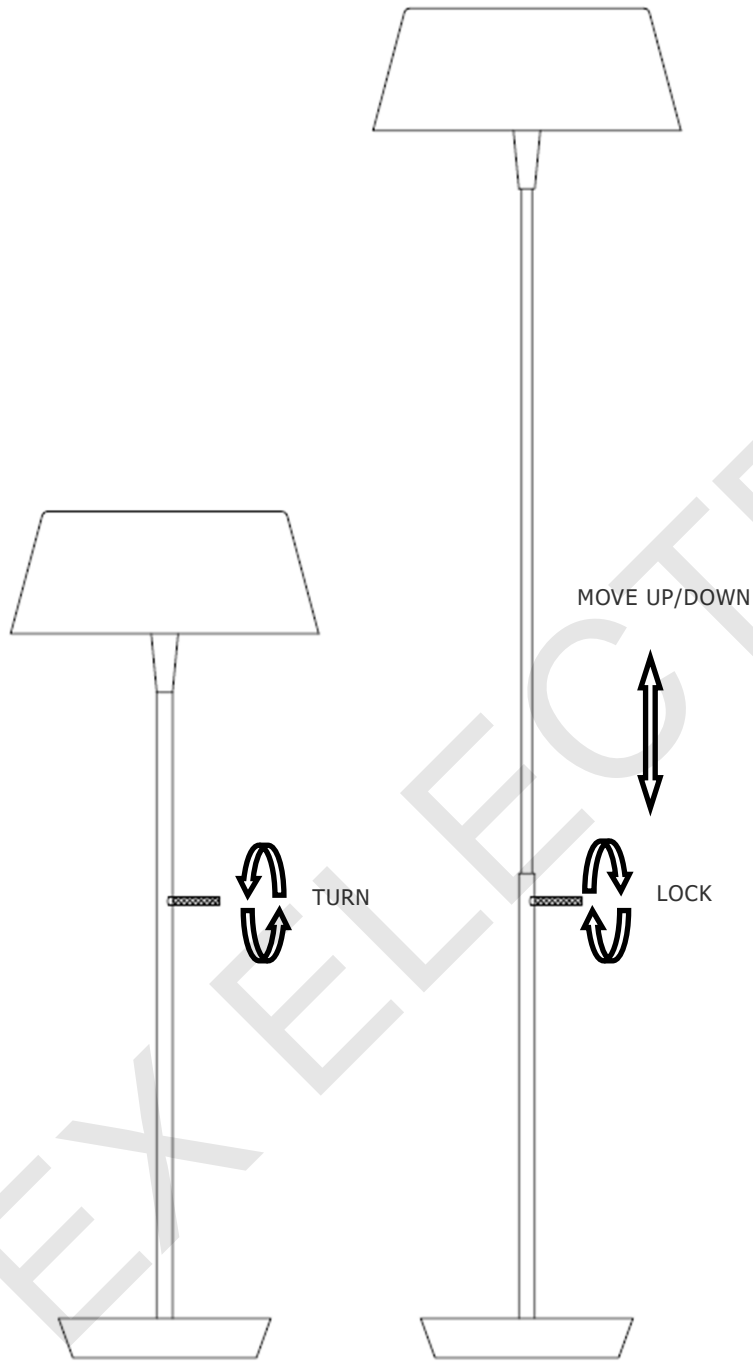
-In order to clean the fitting use only a soft cloth. In case of persistent spots use only damp cloth and neutral soap. DON'T USE alcohol and/or solvent. Fixtures with LEDs: the LEDs cannot be partially replaced. If damaged all the power supply must be replaced.

-Note on corrosion protection:

For installation and maintenance be especially careful not to damage the coating powder . Damage combined action of water could cause corrosion

-If the external flexible cable or cord of this luminaire is damaged, it shall be exclusively replaced by the manufacturer or his service agent or a similar qualified person in order to avoid a hazard.

The lamp is supplied without a plug. For use, install one that respects the electrical regulations of your country.



Caution! When unscrewing the lamp handle for adjustment,

hold the upper tube to prevent the upper part from sliding